

# XPS 15



[Views](#)

[Specifications](#)

**Copyright © 2015 Dell Inc. All rights reserved.** This product is protected by U.S. and international copyright and intellectual property laws. Dell and the Dell logo are trademarks of Dell Inc. in the United States and/or other jurisdictions. All other marks and names mentioned herein may be trademarks of their respective companies.

2015 - 09 Rev. A00

Regulatory model: P56F | Type: P56F001

Computer model: XPS 9550

**NOTE:** The images in this document may differ from your computer depending on the configuration you ordered.



Front



Left



Right

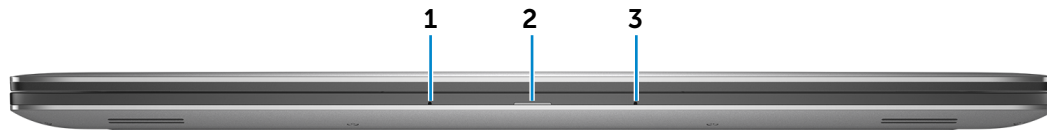


Base



Display

## Front



### 1 Left microphone

Provides high-quality digital sound input for audio recording, voice calls, and so on.

### 2 Power and battery-status light

Indicates the power state and battery state of the computer.

Solid white — Power adapter is connected and the battery is charging.

Solid amber — Battery charge is low or critical.

### 3 Right microphone

Provides high-quality digital sound input for audio recording, voice calls, and so on.



Front



Left



Right



Base



Display

## Left



### 1 Power-adapter port

Connect a power adapter to provide power to your computer and charge the battery.

### 2 USB 3.0 port with PowerShare

Connect peripherals such as storage devices, printers, and so on. Provides data transfer speeds up to 5 Gbps.

PowerShare allows you to charge your USB devices even when your computer is turned off.

**NOTE:** If your computer is powered off or in hibernate state, you must connect the power adapter to charge your devices using the PowerShare port. You must enable this feature in the BIOS setup program.

**NOTE:** Certain USB devices may not charge when the computer is powered off or in sleep state. In such cases, turn on the computer to charge the device.

### 3 HDMI port

Connect a TV or another HDMI-in enabled device. Provides video and audio output.

### 4 Thunderbolt 3 (USB Type-C) port

Supports USB 3.1 Gen 2, DisplayPort 1.2, Thunderbolt 3 and also allows you to connect to external display using dongles. Provides data transfer rates up to 10 Gbps for USB 3.1 Gen 2 and up to 40 Gbps for Thunderbolt 3.

### 5 Headset port

Connect a headphone, a microphone, or a headset (headphone and microphone combo).



Front



Left



Right



Base



Display

## Right



### 1 Media-card reader

Reads from and writes to media cards.

### 2 USB 3.0 port with PowerShare

Connect peripherals such as storage devices, printers, and so on. Provides data transfer speeds up to 5 Gbps.

PowerShare allows you to charge your USB devices even when your computer is turned off.

▣ **NOTE:** If your computer is powered off or in hibernate state, you must connect the power adapter to charge your devices using the PowerShare port. You must enable this feature in the BIOS setup program.

▣ **NOTE:** Certain USB devices may not charge when the computer is powered off or in sleep state. In such cases, turn on the computer to charge the device.

### 3 Battery-charge status lights (5)

Turn on when the battery-charge status button is pressed. Each light indicates approximately 20% charge.

### 4 Battery-status button

Press to check the charge remaining in the battery.

### 5 Security-cable slot

Connect a security cable to prevent unauthorized movement of your computer.



## Base



Front



Left



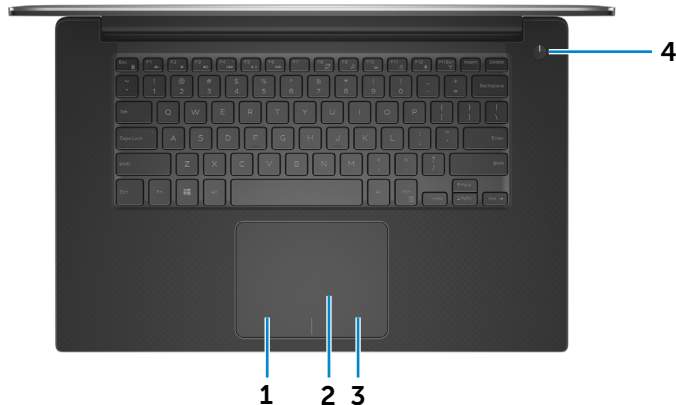
Right



Base



Display



### 1 Left-click area

Press to left-click.

### 2 Touch pad

Move your finger on the touch pad to move the mouse pointer. Tap to left-click.

### 3 Right-click area

Press to right-click.

### 4 Power button

Press to turn on the computer if it is turned off, in sleep state or in hibernate state.

Press to put the computer in sleep state if it is turned on.

Press and hold for 4 seconds to force shut-down the computer.

**NOTE:** You can customize the power-button behavior in Power Options. For more information, see *Me and My Dell* at [www.dell.com/support/manuals](http://www.dell.com/support/manuals).



## Display



Front



Left



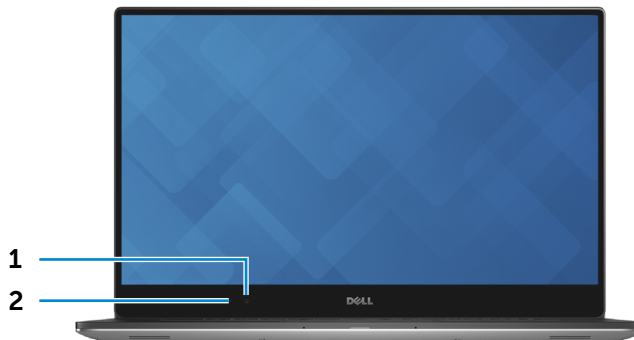
Right



Base



Display



**1 Camera**

Allows you to video chat, capture photos, and record videos.

**2 Camera-status light**

Turns on when the camera is in use.



# Specifications

## Dimensions and weight

Height:	17 mm (0.66 in)
Width	357 mm (14.06 in)
Depth	235 mm (9.27 in)

### Weight (minimum):

Touch	2 kg (4.41 lb)
Non-touch	1.78 kg (3.93 lb)


**NOTE:** The weight of your laptop varies depending on the configuration ordered and the manufacturing variability.




Dimensions and weight



System information



Memory




Ports and connectors



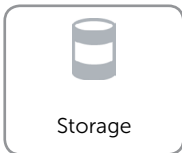
Communications



Video




Audio




Storage




Media-card reader



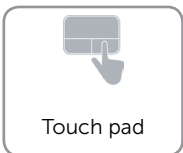
Display




Keyboard



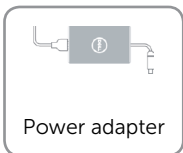
Camera



Touch pad



Battery



Power adapter



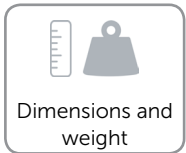
Computer environment



# Specifications

## System information


Computer model	<b>XPS 9550</b>
Processor	<ul style="list-style-type: none"><li>• 6<sup>th</sup> Generation Intel Core i3</li><li>• 6<sup>th</sup> Generation Intel Quad Core i5</li><li>• 6<sup>th</sup> Generation Intel Quad Core i7</li></ul>
Chipset	<ul style="list-style-type: none"><li>• Mobile Intel HM170 Express Chipset</li><li>• Intel CM236</li></ul>



Dimensions and weight



System information



Memory



Ports and connectors



Communications



Video




Audio



Storage




Media-card reader



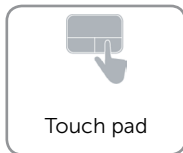
Display




Keyboard



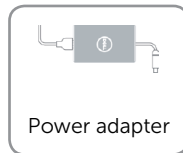
Camera



Touch pad



Battery



Power adapter



Computer environment





# Specifications

## Memory


Slots	Two SODIMM slots
Type	DDR4
Speed	2133 MHz
Configurations supported	8 GB, 16 GB, and 32 GB




Dimensions and weight



System information



Memory




Ports and connectors



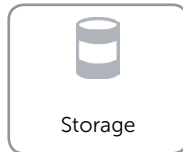
Communications



Video




Audio




Storage




Media-card reader



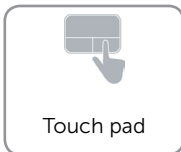
Display




Keyboard



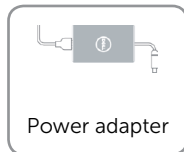
Camera



Touch pad



Battery



Power adapter



Computer environment



# Specifications

## Ports and connectors

### External:

#### USB

- Two USB 3.0 ports with PowerShare
- One Thunderbolt 3 port with PowerShare (USB-C)

#### Audio/video

- One HDMI 1.4 port
- One headset port (headphone and microphone combo)

### Internal:

#### M.2


One M.2 card slot for Wi-Fi and Bluetooth combo card



Dimensions and weight



System information



Memory




Ports and connectors



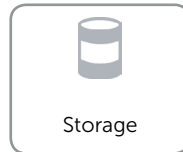
Communications



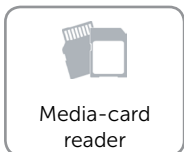
Video



Audio




Storage




Media-card reader



Display




Keyboard



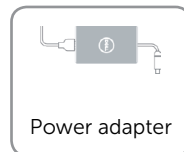
Camera



Touch pad



Battery



Power adapter



Computer environment

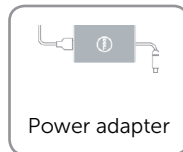

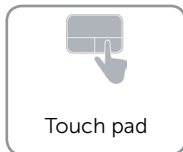



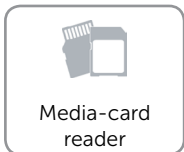
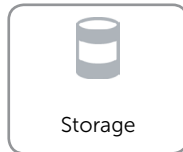




# Specifications

## Communications

### Wireless

- Wi-Fi 802.11ac
- Wi-Fi 802.11a/g/n
- Bluetooth 4.1
- Intel WiDi (optional)

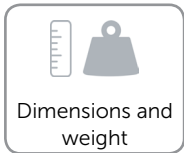




# Specifications

## Video

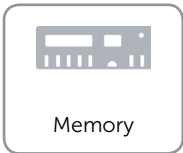
Controller:	
Discrete	NVIDIA GeForce GTX 960M
Integrated	Intel HD Graphics 530
Memory:	
Discrete	Up to 2 GB GDDR5
Integrated	Shared system memory



Dimensions and weight



System information



Memory




Ports and connectors



Communications



Video




Audio




Storage




Media-card reader



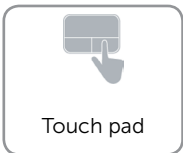
Display




Keyboard



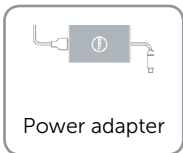
Camera



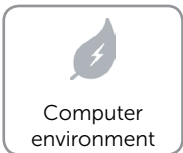
Touch pad



Battery



Power adapter




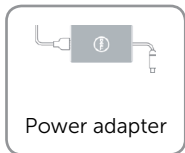

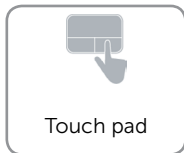



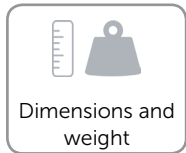
Computer environment



# Specifications

## Audio

Controller	Realtek ALC3266 with Waves MaxxAudio Pro
Speakers	Two
Speaker output:	
Average	2 W
Peak	2.5 W
Microphone	Dual array-microphones
Volume controls	Media-control shortcut keys and volume-control buttons





# Specifications

## Storage


Interface	<ul style="list-style-type: none"><li>• SATA 3 Gbps</li><li>• SATA 6 Gbps</li><li>• PCIE Gen 3</li></ul>
Hard drive	One 2.5-inch drive (supports Intel Smart Response Technology)
Solid state drives (optional)	One Solid State Drive (SSD) with Intel Smart Cache support




Dimensions and weight



System information



Memory




Ports and connectors



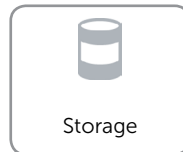
Communications



Video



Audio




Storage




Media-card reader



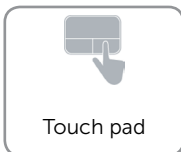
Display



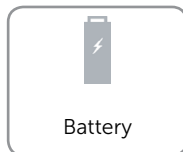
Keyboard



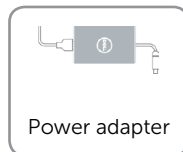
Camera



Touch pad



Battery



Power adapter



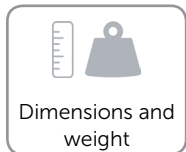
Computer environment



# Specifications

## Media-card reader


Type	One 6-in-1 slot
Card supported	<ul style="list-style-type: none"><li>• SD card</li><li>• SD High-Capacity (SDHC) card</li><li>• SD Input Output (SDIO) card</li><li>• SD Extended Capacity (SDXC)</li><li>• SD Extended Capacity (SDXC) card with Ultra High Speed (UHS)</li><li>• Multimedia card (MMC) with Ultra High Speed (UHS)</li></ul>




Dimensions and weight



System information



Memory




Ports and connectors



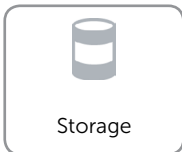
Communications



Video




Audio




Storage




Media-card reader



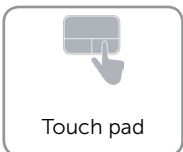
Display




Keyboard



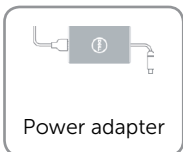
Camera




Touch pad



Battery



Power adapter



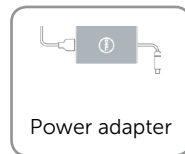

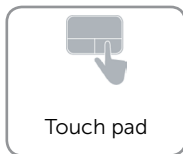

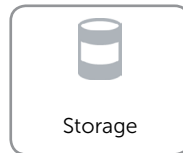



Computer environment



# Specifications

## Display

Type	<ul style="list-style-type: none"><li>• 15.6-inch FHD</li><li>• 15.6-inch UltraHD</li></ul>	
	<b>FHD</b>	<b>UltraHD</b>
Resolution (maximum)	1920 x 1080	3840 x 2160
Dimensions:		
Height	194.50 mm (7.66 in)	194.50 mm (7.66 in)
Width	345.60 mm (13.61 in)	345.60 mm (13.61 in)
Diagonal	396.52 mm (15.61 in)	396.52 mm (15.61 in)
Refresh rate	60 Hz	60 Hz
Operating angle	0 degree (closed) to 135 degrees	0 degree (closed) to 135 degrees
Pixel pitch	0.18 mm	0.09 mm
Controls	Brightness can be controlled using keyboard shortcuts keys.	







# Specifications


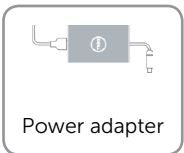

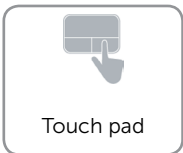




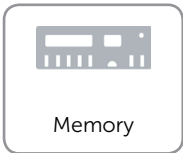
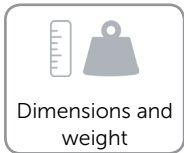
## Keyboard

Type Backlit keyboard

Shortcut keys Some keys on your keyboard have two symbols on them. These keys can be used to type alternate characters or to perform secondary functions. To type the alternate character, press Shift and the desired key. To perform secondary functions, press Fn and the desired key.












**NOTE:** You can change the behavior of the shortcut keys by pressing Fn+Esc or by changing **Function Key Behavior** in BIOS setup program.



[List of shortcut keys.](#)





## Shortcut keys

F1 	Mute audio
F2 	Decrease volume
F3 	Increase volume
F4 	Play previous track/chapter
F5 	Play/Pause
F6 	Play next track/chapter
F8 	Switch to external display
F9 	Open Search
F10 	Toggle keyboard backlight
F11 	Decrease brightness
F12 	Increase brightness

Fn + 	Turn off/on wireless
Fn + 	Toggle Fn-key lock



# Specifications

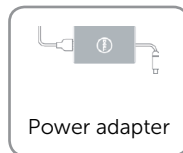
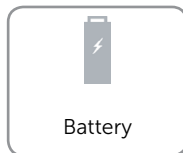
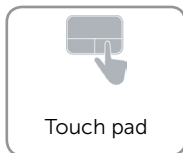




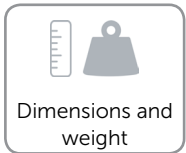
## Camera

Resolution:

Still image 1280 x 720 megapixels

Video (maximum) 1280 x 720 (HD) at 30 fps

Diagonal viewing angle 74 degrees





# Specifications

## Touch pad

### Resolution:

Horizontal 1273 dpi

Vertical 1217 dpi

### Dimensions:

Width 105 mm (4.13 in)

Height 80 mm (3.15 in)



Dimensions and weight



System information



Memory



Ports and connectors



Communications



Video



Audio



Storage



Media-card reader



Display



Keyboard



Camera



Touch pad



Battery



Power adapter



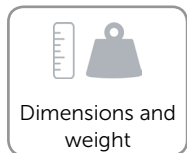
Computer environment



# Specifications

## Battery


Type	3-cell (56 WHr)	6-cell (84 WHr)
Dimensions:		
Width	71.80 mm (2.83 in)	71.80 mm (2.83 in)
Length	223.20 mm (8.79 in)	330.50 mm (13.01 in)
Height	7.20 mm (0.28 in)	7.20 mm (0.28 in)
Weight (maximum)	0.54 lb (0.24 kg)	0.76 lb (0.34 kg)
Voltage	11.4 VDC	11.4 VDC
Charging time (approximate)	4 hours when the computer is off	
Operating time	Varies depending on operating conditions and can significantly reduce under certain power-intensive conditions	
Life span (approximate)	300 discharge/charge cycles	300 discharge/charge cycles
Temperature range:		
Operating	0°C to 35°C (32°F to 95°F)	0°C to 35°C (32°F to 95°F)
Storage	-40°C to 65°C (-40°F to 149°F)	-40°C to 65°C (-40°F to 149°F)
Coin-cell battery	ML1220	
	<b>NOTE:</b> It is recommended that you use a Dell coin-cell battery for your computer. Dell does not provide warranty coverage for problems caused by using accessories, parts, or components not supplied by Dell.	
Battman capable	Yes	Yes




Dimensions and weight



System information



Memory




Ports and connectors



Communications



Video



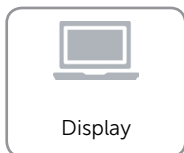
Audio




Storage




Media-card reader



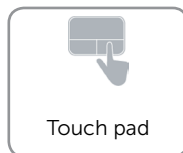
Display




Keyboard



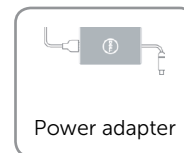
Camera



Touch pad



Battery



Power adapter



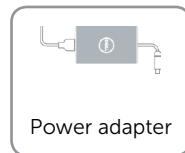

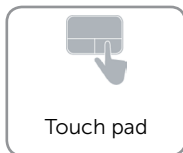


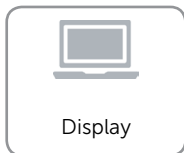
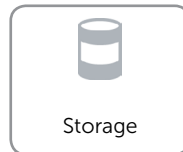



Computer environment



# Specifications

## Power adapter

Type	130 W
Input voltage	100 VAC–240 VAC
Input frequency	50 Hz–60 Hz
Input current (maximum):	1.80 A
Output current (maximum):	6.67 A
Rated output voltage	19.50 VDC
Temperature range:	
Operating	0°C to 40°C (32°F to 104°F)
Storage	–40°C to 70°C (–40°F to 158°F)





# Specifications

## Computer environment

Airborne contaminant level	G1 as defined by ISA-S71.04-1985	
	<b>Operating</b>	<b>Storage</b>
Temperature range	0°C to 40°C (32°F to 104°F)	-40°C to 70°C (-40°F to 158°F)
Relative humidity (maximum)	10% to 90% (non-condensing)	10% to 95% (non-condensing)
Vibration (maximum)*	0.66 GRMS	1.30 GRMS
Shock (maximum)	110 G†	160 G‡
Altitude (maximum)	-15.2 m to 3048 m (-50 ft to 10,000 ft)	-15.2 m to 10,668 m (-50 ft to 35,000 ft)

\* Measured using a random vibration spectrum that simulates user environment.

† Measured using a 2 ms half-sine pulse when the hard drive is in use.


‡ Measured using a 2 ms half-sine pulse when the hard-drive head is in parked position.




Dimensions and weight



System information



Memory




Ports and connectors



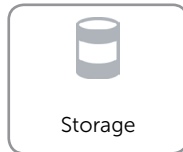
Communications



Video




Audio




Storage




Media-card reader



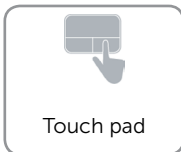
Display




Keyboard



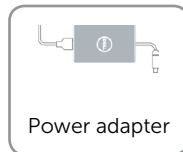
Camera



Touch pad



Battery



Power adapter



Computer environment